

# RACK-305 4U 14-Slot Chassis



Rackmount hand



5.25" to 3.5" Drive Bay







ROCK-305A



## SPECIFICATIONS

- 4U height 19" Rack mounting chassis
- Front panel with lockable door to protect the running system
- Two reset buttons for dual system applications
- AT type KBD connector on front panel with key-lock
- Drive Bays: – 1 x 3.5" FDD, – 3 x 5.25" Drive, – 1 x 3.5" HDD
- Two 8cm cooling fans with removable filter
- Designed with an anti-vibration card clamp that keep system stable
- Supports AT/ATX form factor PC motherboard
- Supports backplane: PCI-14S3, PCI-14S2, PCI-14S, PX-14S5, PX-14S3, PX-14S2, IP-14S3, IP-14S, BP-14S/SD2/SD/15S, PCI-13SD, IP-13SD, IPX-13S, PCIAGP-13S2, PCIAGP-13S3, PXAGP-12S2, PXAGP-13S, PXAGP-13S3
- Supports power supply: PS/2 size AT/ATX SPS (ACE-93x/92x/916 series and ACE-828 series) or ACE-C232 mini redundant power supply
- Optional rack-mount slide: 24" or 18"
- Vibration: 5 ~ 17Hz, 0.1" double amplitude displacement  
17 ~ 640Hz, 1.5G acceleration peak to peak
- Shock: 10G acceleration peak to peak (11ms)
- Colors: Black (PANTONE Black C) or White (PANTONE 413C)
- Dimensions: 431(W) x 176(H) x 413(D)mm; (17" x 6.9" x 16.3")
- Net/GW (kg): 12/15

## ORDERING INFORMATION

- RACK-305A  /ACE-925A: 4U 14-slot rackmount chassis with ACE-925A power supply
- RACK-305A  ATX/ACE-828A: 4U ATX MB rackmount chassis with ACE-828A power supply
- RACK-305A  M/ACE-925A: 4U AT MB rackmount chassis with ACE-925A power supply
- RACK-305A  R/ACE-C232: 4U 14-slot rackmount chassis with ACE-C232 redundant power supply